

ESTRATHEMANG PANGKALAKALAN

ANALISIS SA PANGKALAKALAN SA 2020

ANALISIS SA PANGKALAKALAN

47%

2020 (1)



P1

P3

P4

P6

P10

P12

三、中国受访者对负面印象深受领土及历史问题影响，对日本军事威胁的担忧有所缓解，美国因素上升为阻碍中日关系发展的新现实因素



2020

9 16

"

"

"

"

"

"

" -

"

"

"

2020

NPO

16

2020 7

9 15

2020

10

2020 9

15 — 2020 10 16 10

1500

150

1571 95% 2.53%

49.6% 50.4%

18-35 45.4% 36-50 35.3% 51 19.4%

38.4% 59.1%

2.2%

2020

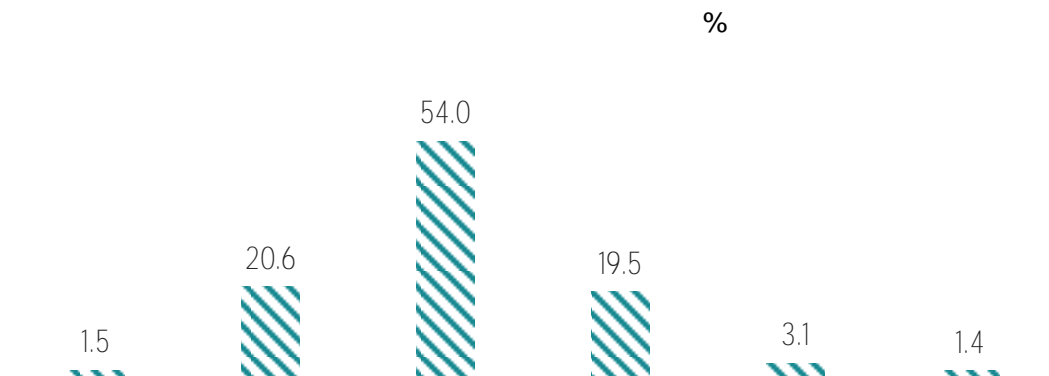


2020

"

"

				2020					
"	"	"		45.2%	2019	45.9%			"
				2014					
"	"	"	"		52.9%	2019	52.7%		
			"		"		74%	2019	
53.7%		20.3			"		"		
57.9%	2019		47.3%		10.6				
		"	"	"		22.1%	2019	34.3%	
12.2		"	"	"		22.6%	2019	35.6%	
13			2018	45.1%	22.5				
					54%				"
"			2018	24.3%	2019	29.4%			



2020

2020 74.7% "

" " " 2019 67% 7.7

21

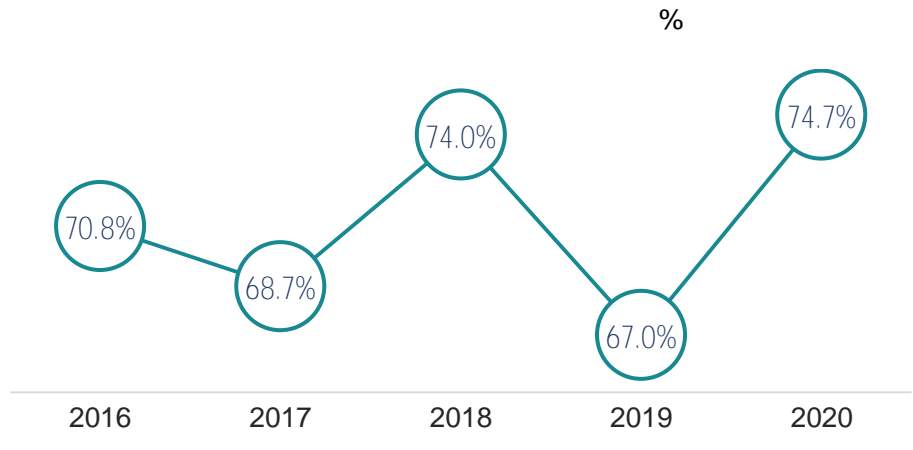
2010 92.5% 2014

2015

" " " "

" " 69.3% " " 50.7% "

" 27.3%



%

2020

75.2%

64.6%

“

”

88%

“

”“

”

84.6%

2019

69.3%

15.3

“

”

32.4%

“

24.5%

” “

24.2%

”

“

23.5%

”“


21.4%

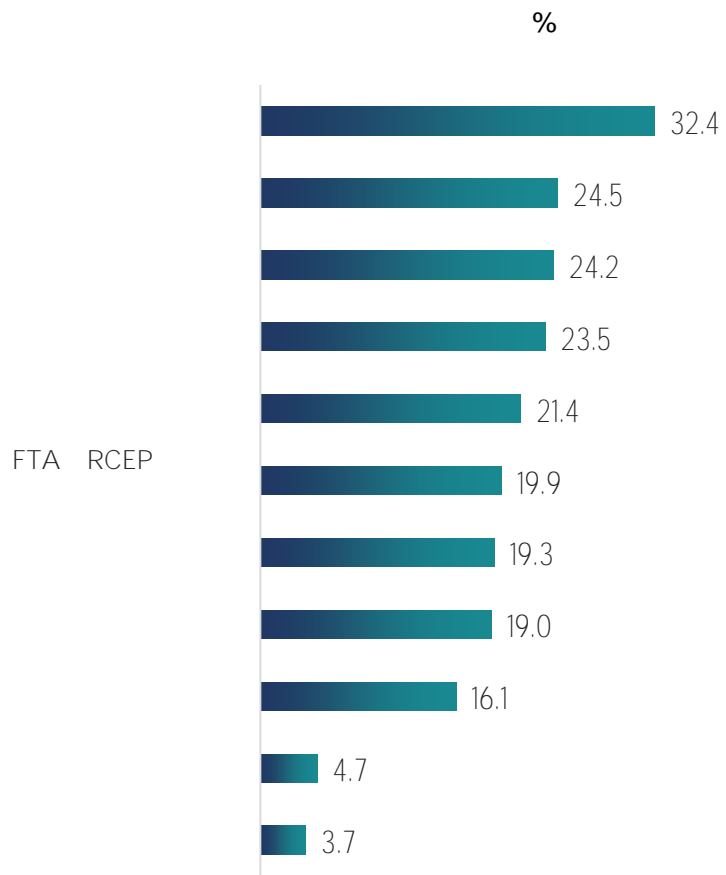
”“

19.3%

”

%





78.1%

47.1%

" " " "

86.9%

" " " "

75.5%
52.4%

X

2020

H 74.1% 2019 " "

2020

				"	
	"	27.8%		2019	10%
17.8			"		
64.9%			"		
					52.1%
53.5%			"		
	"				
					%


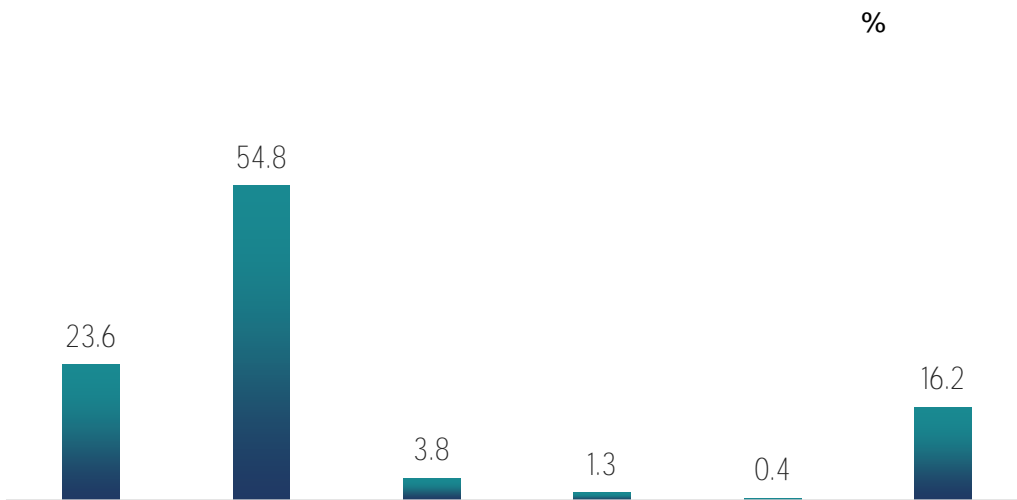
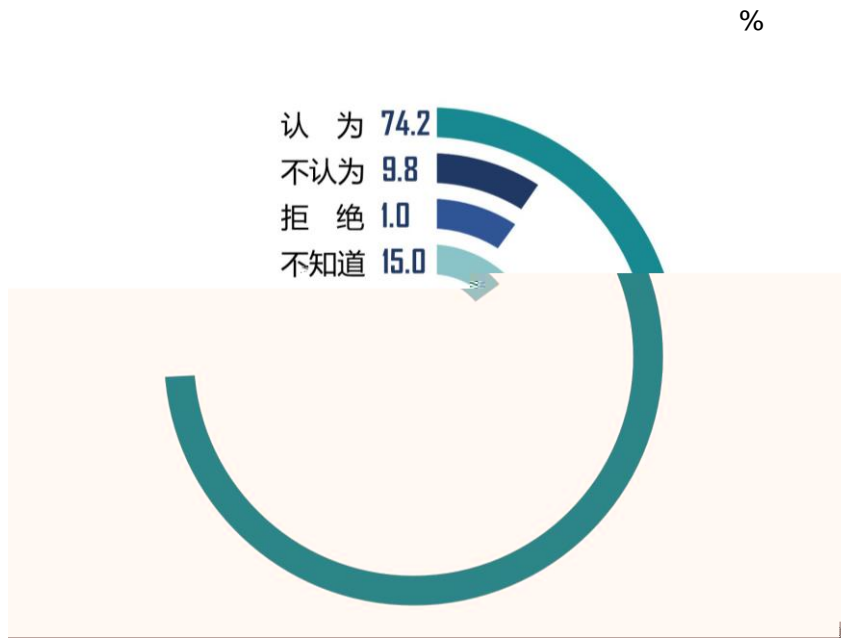
2020

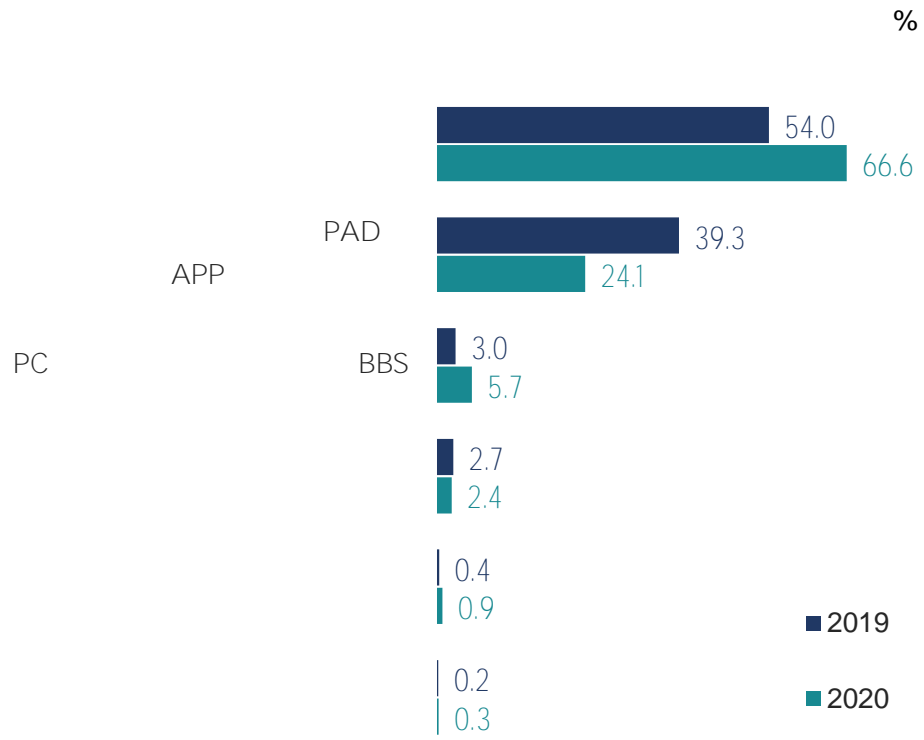
85.2% 2019 84.6% “ ” “ ”
%

74.2%

9.8%

2019





欢迎访问北京—东京论坛官网
<http://www.beijing-tokyo.com>